

2026

# RE-IGNITE

Warmth That Inspires

---



REGENCY®  
FIREPLACE PRODUCTS




# IGNITING GROWTH, DELIVERING WARMTH

As we step into 2026, Regency is focused on turning momentum into meaningful impact. This year is about Fueling the Fire — bringing bold ideas to life, inspiring homeowners, and empowering our partners with Warmth That Inspires.

By delivering innovative, dealer-driven products and providing world-class support, training, and tools, Regency ensures our partners are equipped to succeed. Through strategic advocacy, thought leadership, and industry engagement, we continue to shape the future of the hearth market while reinforcing our commitment to Service, Quality, Reliability, and Innovation.

In 2026, Regency is more than products — we are experiences, partnerships, and inspiration. Together, we are delivering **Warmth That Inspires** in every home and for every customer.



AVAILABLE NOW

# GS33 GAS STOVE

## THE INFUSION BURNER, NOW FREESTANDING

Get ready! Our signature infusion burner technology is making its debut in a **bold new freestanding stove**. With a dramatic three-sided view and flames that steal the show, this sleek design is built to impress from every angle.

### UNIT FEATURES

- 38,000 BTUs NG & 36,000 BTUs LP
- Infusion burner with the choice of oak, birch or driftwood logs
- 3-sided viewing area with invisimesh built-in
- Glowing ember bed lighting
- Enamel or fluted panel to enhance the flame
- Pedestal or leg base to match any decor style

### UNIT DIMENSIONS

Width	29"
Height	34"
Depth	19"



UNIT SHOWN WITH LEGS



UNIT SHOWN WITH PEDESTAL



SEE THE FLAMES IN ACTION

AVAILABLE NOW

# ATMOSPHERE GAS INSERTS SERIES

## GAS INSERTS REDEFINED

The Atmosphere Collection redefines what a gas insert can be. Designed from the ground up, it fits more spaces while still offering an industry-leading viewing area and **our revolutionary infusion burner** technology.

Choose your look with nearly 450 mix-and-match combinations of logs, custom faceplates, surrounds, and interior panels to create a style that's uniquely yours.

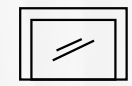
More technology. More options. More realism. More value. With Regency's Atmosphere Collection, **you truly get more.**



X-SMALL  
**Gi25**



SMALL  
**Gi27**



MEDIUM  
**Gi29**



LARGE  
**Gi33**

### SPECIFICATIONS - NATURAL GAS

	Gi25	Gi27	Gi29	Gi33
Input (BTU)	20,500	25,000	31,500	38,500
Turn down to (BTU)	14,500	17,000	17,000	20,500

### SPECIFICATIONS - PROPANE

	Gi25	Gi27	Gi29	Gi33
Input (BTU)	20,500	22,000	31,500	36,500
Turn down to (BTU)	17,000	17,500	17,000	20,000



SEE THE FLAMES IN ACTION



AVAILABLE NOW

# G800P GAS FIREPLACE

## PREMIUM INFUSION BURNER

Choose a stunning flame picture, choose the accessories, and **create a one-of-a-kind fireplace**. The Grandview G800P features our patent-pending infusion burner technology, invisimesh safety screen, extra-large viewing area with mix & match accessories that are designed to maximize choice and customization.


### UNIT DIMENSIONS

Viewing Area	800 sq. in.
Width	35-7/8"
Height	33-7/8"
Depth	18-5/8"

### SPECIFICATIONS

	NATURAL GAS	PROPANE
Maximum Input BTU	36,000	34,000
Turn Down BTU	19,500	27,000
Efficiency (steady state)	65.20%	68.16%
EnerGuide Rating (Canada only)	57.11%	58.89%

SEE THE FLAMES IN ACTION



AVAILABLE NOW

# i3000A WOOD INSERT

## CAST IRON FACEPLATE

Transform the Alterra Pro Wood Insert i3000A into a traditional cast iron unit with stunning contemporary features using our **new Cast Iron Faceplate**. Designed to elevate both style and performance, it adds timeless character while seamlessly complementing modern living spaces.

### UNIT DIMENSIONS

Width	30-1/2"
Height	24"
Depth	19"

### SPECIFICATIONS

Maximum BTU	85,000
Typical sq. ft. heated	up to 2,600
EPA Efficiency	84% LHV / 78% HHV
Maximum Log Size	20"

SEE THE FLAMES IN ACTION



AVAILABLE NOW

# WHITE PREMIUM SURROUNDS

## FEATURING PANTONE COLOR OF THE YEAR 2026

In 2026, Pantone's **Cloud Dancer White** redefines what neutral means. Soft, airy, and intentionally warm, this modern white moves beyond stark minimalism bringing calm, clarity, and quiet luxury into the home.

Inspired by this shift, our **optional White Trim** is now available across **all Atmosphere Gas and Electric Inserts**, offering a finish that feels both contemporary and enduring.

Unlike cooler, high-contrast whites of the past, Cloud Dancer White is balanced designed to soften spaces while enhancing architectural detail. When paired with the movement and warmth of flame, it creates a fireplace that feels grounded, intentional, and effortlessly elevated.

### OUR PREMIUM WHITE TRIM:

- Frames the flame without distraction
- Enhances light and openness in the room
- Balances warm woods, textured stone, plaster, and layered neutrals
- Transitions seamlessly across modern, transitional, and organic interiors



**PANTONE®**  
Cloud Dancer White



SEE THE FLAMES IN ACTION

COMING SOON


# AVITA ELECTRIC FIREPLACES

THREE SIZES. ENDLESS POSSIBILITIES.

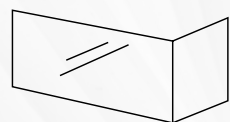
Introducing the **Avita**: where cutting-edge innovation meets timeless elegance. The Avita is not merely an electric fireplace – it's a statement of refined living. Crafted to encapsulate the life and soul of a real log fire, its immersive flame visuals and ambient lighting bring evocative realism, with or without the heat.

With next-generation technology at its core, the Avita represents a new age of **ultra-realistic luxury electric fire design**. Premium non-reflective glass ensures a spectacular view of the highly realistic oak log-effects, brought to life with internal log lighting, a glimmering crystalline ember-bed, and a host of lighting options.

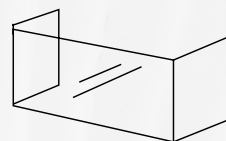
Thoughtfully designed to complement your interior style and décor, the Avita is available in three sizes. Choose how to install your Avita, including **single, left or right corner, and three-sided panoramic options** – all from the same fire.



SINGLE-SIDED



TWO-SIDED CORNER



THREE-SIDED PANORAMIC





## AVITA ELECTRIC FIREPLACES FEATURES

- Three sizes available: 120, 160 and 190
- Single, two-sided or three-sided installation
- Up to 2kW thermostatic heating
- Chromalight® Plus LED System
- Internal log lighting, glowing ember bed and host of flame visual options
- Internally lit split Oak log-effect with pulsing effects
- Crackling fireside sound-effect setting
- Remote, Touch Panel and App\* Control
- Premium non-reflective glass
- Optional Mood Lighting System
- Crystalline textured base
- Ecodesign Energy Saving Features
- Fan-only mode, delivering gentle air circulation
- Comes with Edge+ finishing frame for single-sided installations
- Optional Edge XL frame for simple slot-in to pre-prepared hole
- Flames can be enjoyed with or without the heat

SPECIFICATIONS	AVITA 120	AVITA 160	AVITA 190
Width	48"	64"	75"
Height	18"	18"	18"
Depth	12-1/2"	12-1/2"	12-1/2"



AVITA 120



AVITA 160



AVITA 190

COMING SOON

# CITY SERIES INFUSION BURNER

## STUNNING NEW FLAME PICTURE

The all-new City Series with Infusion Burner Technology redefines what a **modern luxury fireplace** can be.

Choose your flame, choose your finish, and design a showpiece that's uniquely yours. The City Series combines our Infusion Burner with a clean, frameless aesthetic, delivering a stunning flame picture and limitless customization options.

### NEW FEATURES

- Infusion Burner that produces our most natural, dimensional, and immersive flame presentation
- Uninterrupted, edge-to-edge viewing area for a true architectural look
- Standard top-down accent lighting for a warm, dynamic glow even when off
- Available on all 50" & 60" City Series Models



COMING SOON

## WOOD STOVE LEGS

### A MODERN UPDATE TO A REGENCY CLASSIC

Give our classic wood stoves a fresh, contemporary update with the all-new modern leg design. Featuring **clean lines and a lighter visual footprint**, these legs elevate the stove off the hearth for a sleek, architectural look that fits seamlessly into modern interiors without sacrificing the timeless performance customers expect.

*Disclaimer: Image shown is a concept prototype. Final design and specifications are subject to change.*



COMING SOON

## CITY SERIES MEDIA

### NATURAL AND ORGANIC

Inspired by today's shift toward organic textures and warm, nature-driven interiors, our new media packages replace outdated glass with **beautifully curated driftwood, stone, and shale**. The result is a more authentic flame picture — grounded, timeless, and perfectly suited to modern living spaces. Together, these materials bring a sense of balance and understated luxury.



# THE FUTURE BURNS BRIGHT WITH REGENCY®

Together, as partners, we are building a stronger future —  
one fueled by collaboration, trust, and shared growth.  
The fire we've ignited is only just beginning to blaze,  
and with your partnership, we are confident in  
what we can achieve.

**Here's to Fueling the Fire in 2026 and Beyond.  
Building Success, Together.**

---



**[regency-fire.com](https://regency-fire.com)**